



# EXHIBITOR SERVICE MANUAL

## MAIN MENU

<b>GENERAL INFO.....</b>	<b>2</b>	DISPLAY .....	18
DATES & TIMES.....	2	Animals .....	18
EXHIBIT HALL LOCATION.....	2	Booth Appearance .....	18
SHOW MANAGEMENT CONTACTS.....	2	Display of Product .....	18
VENDORS .....	3	Vehicles on Display.....	18
SHOW PLANNER.....	4	DEMONSTRATIONS .....	18
INSURANCE.....	5	Exhibitor Conduct /Good Neighbor Policy.....	18
<b>BOOTH REGULATIONS.....</b>	<b>6</b>	Food & Beverage Sampling.....	19
CONSTRUCTION/DESIGN .....	6	Noise / Music.....	19
Linear / Inline Booth Guidelines .....	7	Raffles, Drawings, and Contests .....	19
Island Booth Guidelines .....	8	ADDITIONAL.....	19
Peninsula Booth Guidelines .....	9	Americans with Disabilities Act (ADA).....	19
Split Island Booth Guidelines .....	10	Distribution of Promotional Items .....	19
Hanging Signs & Airborne Objects .....	11	Photography .....	20
FREIGHT & DELIVERIES.....	13	Selling at Booth .....	20
Warehouse Address.....	13	Sharing of Exhibit Space.....	20
Direct to Site Address .....	13	Strolling Entertainment & Suitcasing .....	20
Marshaling Yard .....	13	SECURITY INFORMATION.....	21
Move-in/out Procedures .....	14	<b>REGISTRATION .....</b>	<b>22</b>
Accessible Storage.....	15	STAFF BADGES.....	22
International Freight .....	15	ADMISSION POLICY .....	22
INSTALL/DISMANTLE & LABOR REGULATIONS .....	15	Children .....	22
Labor/Union Laws .....	15	Early Appointments.....	22
Safety .....	15	Exhibitor Appointed Contractors (EAC) .....	22
Cleaning .....	16	Guests .....	22
DONATIONS.....	16	<b>GETTING THERE .....</b>	<b>23</b>
EXHIBITOR APPOINTED CONTRACTOR.....	17	HOTELS.....	23
<b>UTILITIES.....</b>	<b>18</b>	PARKING .....	23
ELECTRICAL.....	18	RIDESHARE / TAXI.....	23
INTERNET SERVICES .....	18	CITY RESOURCES .....	23
<b>ONSITE BOOTH GUIDELINES.....</b>	<b>18</b>	BUSINESS CENTER .....	23
		<b>MARKETING and SPONSORSHIP OPPORTUNITIES .....</b>	<b>23</b>

**Welcome** to the Sports Licensing & Tailgate Show 2025 Exhibitor Services Manual. The information in the pages below is designed to help guide exhibitors through the planning process of exhibiting at the Sports Licensing & Tailgate Show. Schedules and deadlines as well as links to additional information, online ordering sites, and downloadable printable order forms are included for your convenience.

The Main Menu is designed so clicking on a topic will automatically transport you to that section of the manual. Also, each page includes linked tabs at the top to help you navigate back to the Main Menu or to another section of the manual.

We encourage you to thoroughly review this document, especially those areas that pertain to you and your booth and ask questions for any areas you need further clarification on.

## GENERAL INFO

### DATES & TIMES

#### Move-In

Monday, January 20, 2025	8:00 AM – 8:00PM	<b>20' x 20' Booths or Larger Only</b>
Monday, January 20, 2025	12:00 PM – 8:00 PM	
Tuesday, January 21, 2025	8:00 AM – 6:00 PM	

#### Show Days

Wednesday, January 22, 2025	9:00 AM – 5:00 PM
Thursday, January 23, 2025	9:00 AM – 5:00 PM
Friday, January 24, 2025	9:00 AM – 2:00 PM

#### Move-Out

Friday, January 24, 2025	2:00 PM – 10:00 PM
--------------------------	--------------------

### EXHIBIT HALL LOCATION

Las Vegas Convention Center  
 South Hall, Upper Level  
 3150 Paradise Road  
 Las Vegas, NV 89101

This is a non-smoking building

### SHOW MANAGEMENT CONTACTS

Please click [HERE](#) for a full list of Show Management contacts.



## VENDORS

Click on vendors to get more information.



FREEMAN  
-EXHIBITOR SERVICES-  
[ORDER ONLINE](#)  
CALL: 888-508-5054



COX  
-INTERNET-  
[ORDER FORM](#)  
CALL: 855-519-2624



SODEXO LIVE!  
-CATERING-  
[MENU & ORDER FORM](#)  
[E-MAIL](#)



EVENTSPHERE  
-HOUSING-  
[BOOK ROOM](#)  
[E-MAIL](#)



SOA  
-BOOTH SECURITY-  
[ORDER FORM](#)  
[E-MAIL](#)



NEW  
-LEAD RETRIEVAL-  
COMING SOON!



MARSH TOTAL EVENT  
-INSURANCE-  
[ONLINE APPLICATION](#)



EXPO EASE  
-FLORAL-  
[ORDER FORM](#)  
[E-MAIL](#)



MANNEQUIN RENTAL CO.  
-MANNEQUINS-  
[ORDER FORM](#)  
[E-MAIL](#)

## SHOW PLANNER

Click on items to get more information and link to the website or form.



ORDER LEAD RETRIEVAL  
(COMING SOON)

NOV  
30



UPDATE SHOW DIRECTORY LISTING

DEC  
23



ORDER CATERING  
(DISCOUNTED PRICING IF  
ORDER IS PLACED BEFORE  
DEC 23)

DEC  
17



ORDER INTERNET SERVICES  
(DISCOUNTED PRICING IF  
ORDER IS PLACED BEFORE  
DEC 17)

DEC  
23




FREEMAN ADVANCE  
WAREHOUSE SHIPPING  
BEGINS (ACCEPTED  
THROUGH JAN 15  
WITHOUT SURCHARGE)

DEC  
23



FREEMAN DISCOUNT  
DEADLINE FOR ONLINE  
ORDERS, SUCH AS:  
FURNISHINGS,  
ELECTRICAL,  
CARPET & LABOR

### BEFORE YOU ARRIVE TO SHOWSITE

-  Submit Certificate of Insurance (COI)
-  Coordinate Hotel & Travel
-  Register Booth Personnel
-  Update Show Directory Exhibitor Profile
-  Submit EAC Notification Form & COI

### ONCE YOU ARRIVE

- PICK UP BADGE FROM REGISTRATION
- CONFIRM FREIGHT DELIVERY
- CONFIRM ADVANCED ORDERS
- PLACE ONSITE ORDERS



## INSURANCE

SLTS does not provide any type of insurance coverage for the property and/or personnel of exhibiting companies. Exhibitors must maintain insurance that meets the requirements below and provide proof to SLTS before the show.

An exhibitor shall, at their own expense, secure and maintain through the term of this contract, including move-in and move-out days, the insurance listed below. All such insurance shall be primary of any other valid and collectible insurance of the exhibitor and shall be written on an occurrence basis. Claims-made policies are not acceptable and do not constitute compliance with the exhibitor's obligations under this paragraph.

The following three types of insurance are required:

- **Workers' Compensation** insurance, unless you are the sole proprietor. A sole proprietor is a business entity that is owned and run by one individual. If you have even one other person in the booth working with you, you will need worker's compensation coverage.
- **Comprehensive General Liability** insurance with limits not less than \$1,000,000 each occurrence, \$2,000,000 aggregate, combined single limit for bodily injury and property damage, including coverage for personal injury, contractual, and operation of mobile equipment, products, and liquor liability (if applicable).
- **Automobile Liability** insurance with limits not less than \$500,000 for each occurrence combined single limit for bodily injury and property damage, including coverage for owned, non-owned, and hired vehicles, including loading and unloading operators. Auto coverage is only required if there is a vehicle in your booth or if you are using a designated loading/unloading area i.e. POV area.

Comprehensive General Liability and Automobile Liability insurance policies shall name as additional insured, Emerald X, LLC (Show Management), Sports Licensing & Tailgate Show (SLTS), Las Vegas Convention Center (Facility), and Freeman (General Service Contractor). If requested, copies of additional insured endorsements, primary coverage endorsements, and complete copies of policies satisfactory to Emerald, shall be furnished to Emerald sixty (60) days before the first day of the event. Certified copies of the Certificates of Insurance or policies shall provide that they may not be canceled without a 30-day advance written notice to Emerald.

The following MUST be contained on the certificate: [DOWNLOAD A SAMPLE CERTIFICATE OF INSURANCE HERE](#)

"Producer" – Name, Address, and Phone Number of the insurance carrier

"Insured" – Company Name, Address, Phone Number, and Booth Number

"Description of Special Items" – "Emerald X, LLC, Sports Licensing & Tailgate Show, Las Vegas Convention Center, and Freeman and each of its subsidiaries, affiliates, officers, employees, agents, and representatives" must be listed as additional insured for the dates of Monday, January 20 to Friday, January 24, 2025.

### NEED GENERAL LIABILITY INSURANCE?

Marsh/TotalEvent Insurance offers General Liability Insurance for \$65 plus tax. Click [HERE](#) for more information.



#### *Certificate Holder Information should be listed as:*

Emerald – Sports Licensing & Tailgate Show 2025  
31910 Del Obispo, Suite 200  
San Juan Capistrano, CA 92675

Click [HERE](#) to complete the Exhibitor Application for Liability Insurance Coverage. Please be sure the name of the attachment reflects the name of the insured exhibiting company.



## REPORTING

In the event of damage or loss of property, or an accident or injury, it is your responsibility to contact your insurance broker or carrier immediately.

## BOOTH REGULATIONS

### CONSTRUCTION/DESIGN

#### **SLTS is a “Cubic Content” Show**

Booths must be constructed per the booth guidelines provided within this kit for the specific type of booth space being leased. Violations could result in a fine and/or loss of priority points.

#### **Show Colors**

Backwall & Sidewall Drape: Black

Aisle Carpet: None

#### **Standard Booth Equipment**

##### Linear, Corner and Perimeter Booths

- 8’ high pipe & drape back wall
- 3’ high pipe & drape side walls
- 11” x 17” ID sign with the company name and booth number

##### Split Island, Peninsula and End-Cap Booths

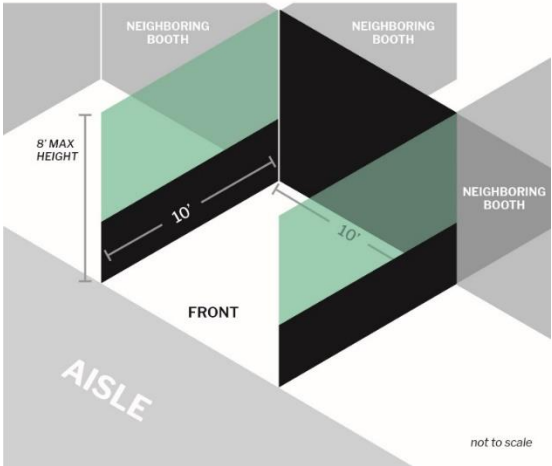
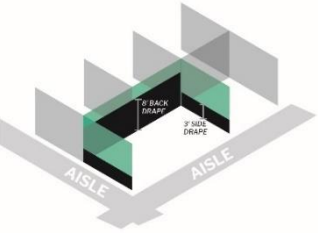
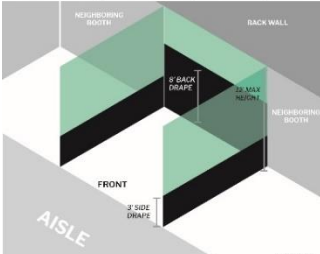

- 8’ high pipe & drape back wall
- 11” x 17” ID sign with the company name and booth number

##### Island Booths


- Island booths do not come equipped with pipe & drape or ID signs. Booths larger than 300 sqft may receive an 11" x 17" ID sign upon request.

All other equipment and services are the responsibility of the exhibitor.

**Linear / Inline Booth Guidelines**


<p><b>Definition and/or Dimension</b>                  Linear booths, also called “inline” booths, are generally arranged in a straight line and have neighboring exhibitors on their immediate right and left, leaving only one side exposed to the aisle.</p> <p>Linear &amp; Perimeter booths are commonly ten feet (10') deep and multiples of ten feet (10') wide, i.e., 10' x 10', 10' x 20', 10' x 30', etc.</p>	<p style="text-align: center;"><b>INLINE BOOTH SPACE</b>                  10 X 10, cubic content, with provided drape, max height 8'</p> 	
<p><b>What's Provided / Included</b></p> <ul style="list-style-type: none"> <li>• 8' high pipe and drape back wall.</li> <li>• 3' high pipe and drape side rails.</li> <li>• 11" x 17" booth identification sign with the company name and booth number.</li> </ul> <p>All other equipment and services are the responsibility of the exhibitor.</p>	<p><b>Use of Space – Cubic Content Rule:</b>                  Exhibitors may build their exhibit within the entire width and depth of their booth and up to the maximum allowable height of the linear booth type/variation.</p> <p><b>Footprint Rule or “Wiggle Room” Factor</b>                  The width and depth of your booth structure should be designed so any side adjacent to another exhibitor’s booth is 3 inches less than the dimensions of your booth space. This is to allow space for the dividing drape and utility cables/hoses that must be run between booths.</p>	
<p><b>Hanging Signs / Graphics</b>                  Linear/Inline booths are not permitted to have hanging signs.</p> <p>Signs, logos and graphics placed along booth edges may not face into adjacent booths.</p>	<p><b>Exposed Surfaces</b>                  All exposed exhibit components extending above the 3' high pipe and drape sidewalls and/or the 8' high pipe and drape backwall must be completely finished, painted, and with no exposed wires or framing visible. Show Management reserves the right to determine whether a wall is finished and may order draping of exposed sides at the exhibitor’s expense.</p>	
<p><b>Additional Information</b>  <a href="#">Labor/Union Laws</a>  <a href="#">Building Rules/Guidelines</a>  <a href="#">Onsite Booth Guidelines</a></p>	<p><b>Variance Requests</b>                  Variance requests can be submitted to Show Management at:  <a href="mailto:Shannon.Stahn@EmeraldX.com">Shannon.Stahn@EmeraldX.com</a></p>	
<p><b>Linear / Inline Booth Variations:</b></p>		
<p><b>Corner</b> booths must adhere to the same guidelines as linear booths with the exception that two sides will be exposed to an aisle.</p>	<p><b>Perimeter</b> booths are linear booths that back up against a wall of the facility, not to another line of exhibits, and have a maximum height of twelve feet (12').</p>	<p><b>End-Cap</b> booths are exposed to an aisle on three sides and comprised of two adjacent 10'x10' booth spaces and must adhere to the same guidelines as linear booths.</p>
<p style="text-align: center;"><b>CORNER BOOTH SPACE</b>                  aisles on 2 sides; cubic content w/ provided drape</p> 	<p style="text-align: center;"><b>PERIMETER BOOTH SPACE</b>                  booth backs up to wall in event space, max height 12'</p> 	<p style="text-align: center;"><b>END CAP PENINSULA BOOTH SPACE</b>                  cubic content, aisles on 3 sides</p> 

## Island Booth Guidelines

<p><b>Definition and/or Dimension</b> Island booths are any size booth exposed to an aisle on all four sides.</p> <p>Island booths are typically twenty feet (20') by twenty feet (20') or larger, although may be configured differently.</p>	<p style="text-align: center;"><b>ISLAND BOOTH SPACE</b> aisles on 4 sides</p>  <p style="text-align: right; font-size: small;">not to scale</p>
<p><b>What's Provided / Included</b> Island booths do not come with drapes or ID signs. Booths larger than 300 sqft may receive an 11" x 17" ID sign upon request.</p> <p>All equipment and services are the responsibility of the exhibitor.</p>	
<p><b>Use of Space – Cubic Content Rule:</b> The entire cubic content of the booth may be used up to the maximum allowable combined height of twenty feet (20') between any ground supported structure and hanging sign, when viewed perpendicular to the floor from any point on any side.</p>	<p><b>Footprint Rule or “Wiggle Room” Factor</b> Since Island Booths do not have any adjacent booths, the footprint rule is not applicable.</p>
<p><b>Multi-Level Exhibits</b> A Multi-Level exhibit consists of a display fixture comprised of two or more levels. A multi-level exhibit requires prior approval by the exhibit facility and/or relevant local government agency because it is deemed to be a “structure” for building purposes.</p> <p>All Multi-Level exhibits require a plan that is signed, sealed (with official seal) and dated by a registered architect or engineer and a certificate of flame-retardant materials submitted to the facility at least sixty (60) days in advance of move-in.</p>	<p><b>Covered Exhibits</b> A covered exhibit consists of a display fixture with something placed over or upon the exhibit (e.g., roof, ceiling, tenting, lattice, fabric, plastic) to cover the ground level and/or support decorative structures. The upper portion of a covered exhibit is not occupiable.</p> <p>All covered exhibits with 300 sq. ft. or more of covered space require a plan that is signed, sealed (with official seal) and dated by a registered architect or engineer and a certificate of flame-retardant materials submitted to the facility at least sixty (60) days in advance of move-in.</p>
<p><b>Hanging Signs / Graphics</b> Hanging signs may be hung to a maximum height of twenty-five feet (25') from the floor to the top of sign.</p> <p>If a hanging sign is used, there must be an empty space that is a minimum of five feet (5') between the highest point of the ground supported structure and the lowest point of your hanging sign. This empty space must be continuous throughout the entire cubic space of the booth.</p>	<p><b>Exposed Surfaces</b> All exposed exhibit components must be completely finished, painted, and with no exposed wires or framing visible. Show Management reserves the right to determine whether a wall is finished and may order draping of exposed sides at the exhibitor’s expense.</p>
<p><b>Additional Information</b> <a href="#">Labor/Union Laws</a>      <a href="#">Demonstration Guidelines</a> <a href="#">Building Rules/Guidelines</a>      <a href="#">Americans with Disabilities Act</a> <a href="#">Display Guidelines</a></p>	<p><b>Variance Requests</b> Variance requests can be submitted to Show Management at <a href="mailto:Shannon.Stahn@EmeraldX.com">Shannon.Stahn@EmeraldX.com</a></p>

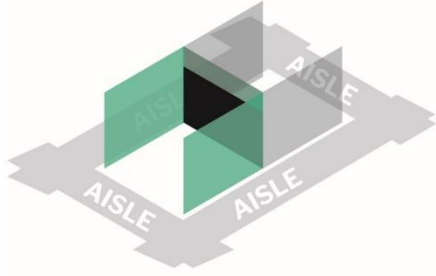


**Peninsula Booth Guidelines**

<p><b>Definition and/or Dimension</b>                  Peninsula booths are exposed to an aisle on three sides, comprised of a minimum of four booths, and typically back up to linear booths behind.</p> <p>Peninsula booths are usually twenty feet (20') by twenty feet (20') or larger.</p>	<p style="text-align: center;"><b>PENINSULA BOOTH SPACE</b>                  cubic content, aisles on 3 sides, with provided drape</p> 
<p><b>What's Provided / Included</b></p> <ul style="list-style-type: none"> <li>• 8' high pipe and drape back wall.</li> <li>• 11" x 17" booth identification sign with the company name and booth number.</li> </ul> <p>All other equipment and services are the responsibility of the exhibitor.</p>	
<p><b>Use of Space – Cubic Content Rule:</b>                  The entire cubic content of the booth may be used up to the maximum allowable combined height of twenty feet (20') between any ground supported structure and hanging sign, when viewed perpendicular to the floor from any point on any side.</p>	<p><b>Footprint Rule or "Wiggle Room" Factor</b>                  The width and depth of your booth structure should be designed so any side adjacent to another exhibitor's booth is 3 inches less than the dimensions of your booth space. This is to allow space for the dividing drape and utility cables/hoses that must be run between booths.</p>
<p><b>Multi-Level Exhibits</b>                  A Multi-Level exhibit consists of a display fixture comprised of two or more levels. A multi-level exhibit requires prior approval by the exhibit facility and/or relevant local government agency because it is deemed to be a "structure" for building purposes.</p> <p>All Multi-Level exhibits require a plan that is signed, sealed (with official seal) and dated by a registered architect or engineer and a certificate of flame-retardant materials submitted to the facility at least sixty (60) days in advance of move-in.</p>	<p><b>Covered Exhibits</b>                  A covered exhibit consists of a display fixture with something placed over or upon the exhibit (e.g., roof, ceiling, tenting, lattice, fabric, plastic) to cover the ground level and/or support decorative structures. The upper portion of a covered exhibit is not occupiable.</p> <p>All covered exhibits with 300 sq. ft. or more of covered space require a plan that is signed, sealed (with official seal) and dated by a registered architect or engineer and a certificate of flame-retardant materials submitted to the facility at least sixty (60) days in advance of move-in.</p>
<p><b>Hanging Signs / Graphics</b>                  Hanging signs may be hung to a maximum height of twenty-five feet (25') from the floor to the top of sign.</p> <p>Signs, logos and graphics must be set back no less than five feet (5') from adjacent booths. This includes the side of a hanging sign that is facing adjacent booths.</p> <p>If a hanging sign is used, there must be an empty space that is a minimum of five feet (5') between the highest point of the ground supported structure and the lowest point of your hanging sign. This empty space must be continuous throughout the entire cubic space of the booth.</p>	<p><b>Exposed Surfaces</b>                  All exposed exhibit components must be completely finished, painted, and with no exposed wires or framing visible. Show Management reserves the right to determine whether a wall is finished and may order draping of exposed sides at the exhibitor's expense.</p>
<p><b>Additional Information</b></p> <p><a href="#">Labor/Union Laws</a>      <a href="#">Demonstration Guidelines</a>  <a href="#">Building Rules/Guidelines</a>      <a href="#">Americans with Disabilities Act</a>  <a href="#">Display Guidelines</a></p>	<p><b>Variance Requests</b>                  Variance requests can be submitted to Show Management at <a href="mailto:Shannon.Stahn@EmeraldX.com">Shannon.Stahn@EmeraldX.com</a></p>



## Split Island Booth Guidelines

<p><b>Definition and/or Dimension</b>                  Split Island booths are exposed to an aisle on three sides, comprised of a minimum of four booths, and typically back up to another island booth behind.</p> <p>Split Island booths are typically twenty feet (20') by twenty feet (20') or larger, although may be configured differently.</p>	<p style="text-align: center;"><b>SPLIT ISLAND BOOTH SPACE</b> w/ provided drape</p>  <p style="text-align: right; font-size: small;">not to scale</p>
<p><b>What's Provided / Included</b></p> <ul style="list-style-type: none"> <li>• 8' high pipe and drape back wall.</li> <li>• 11" x 17" booth identification sign with the company name and booth number.</li> </ul> <p>All other equipment and services are the responsibility of the exhibitor.</p>	
<p><b>Use of Space – Cubic Content Rule:</b>                  The entire cubic content of the booth may be used up to the maximum allowable combined height of twenty feet (20') between any ground supported structure and hanging sign, when viewed perpendicular to the floor from any point on any side.</p>	<p><b>Footprint Rule or "Wiggle Room" Factor</b>                  The width and depth of your booth structure should be designed so any side adjacent to another exhibitor's booth is 3 inches less than the dimensions of your booth space. This is to allow space for the dividing drape and utility cables/hoses that must be run between booths.</p>
<p><b>Multi-Level Exhibits</b>                  A Multi-Level exhibit consists of a display fixture comprised of two or more levels. A multi-level exhibit requires prior approval by the exhibit facility and/or relevant local government agency because it is deemed to be a "structure" for building purposes.</p> <p>All Multi-Level exhibits require a plan that is signed, sealed (with official seal) and dated by a registered architect or engineer and a certificate of flame-retardant materials submitted to the facility at least sixty (60) days in advance of move-in.</p>	<p><b>Covered Exhibits</b>                  A covered exhibit consists of a display fixture with something placed over or upon the exhibit (e.g., roof, ceiling, tenting, lattice, fabric, plastic) to cover the ground level and/or support decorative structures. The upper portion of a covered exhibit is not occupiable.</p> <p>All covered exhibits with 300 sq. ft. or more of covered space require a plan that is signed, sealed (with official seal) and dated by a registered architect or engineer and a certificate of flame-retardant materials submitted to the facility at least sixty (60) days in advance of move-in.</p>
<p><b>Hanging Signs / Graphics</b>                  Hanging signs may be hung to a maximum height of twenty-five feet (25') from the floor to the top of sign.</p> <p>Signs, logos and graphics must be set back no less than five feet (5') from adjacent booths. This includes the side of a hanging sign that is facing adjacent booths.</p> <p>If a hanging sign is used, there must be an empty space that is a minimum of five feet (5') between the highest point of the ground supported structure and the lowest point of your hanging sign. This empty space must be continuous throughout the entire cubic space of the booth.</p>	<p><b>Exposed Surfaces</b>                  All exposed exhibit components must be completely finished, painted, and with no exposed wires or framing visible. Show Management reserves the right to determine whether a wall is finished and may order draping of exposed sides at the exhibitor's expense.</p>
<p><b>Additional Information</b></p> <p><a href="#">Labor/Union Laws</a>      <a href="#">Demonstration Guidelines</a>  <a href="#">Building Rules/Guidelines</a>      <a href="#">Americans with Disabilities Act</a>  <a href="#">Display Guidelines</a></p>	<p><b>Variance Requests</b>                  Variance requests can be submitted to Show Management at <a href="mailto:Shannon.Stahn@EmeraldX.com">Shannon.Stahn@EmeraldX.com</a></p>



## Hanging Signs & Airborne Objects

Permitted in all Island, Split Island, and Peninsula booths that are 400 sq. ft. or larger. End-cap and linear booths do not qualify for hanging signs and graphics, regardless of size.

Maximum height of twenty-five feet (25') from the floor to the top of the hanging sign.

The maximum combined vertical height between any ground supported structure and hanging sign, at their highest dimensions when viewed perpendicular to the floor from any point on any side, may not exceed a maximum of twenty feet (20'). Examples of different types of booth and hanging sign designs in a hall with a 35' ceiling are shown below (actual designs will vary based on actual hall ceiling height). If a structure that is twenty feet (20') in height is used, a hanging sign is not permitted.

$$\text{Height of Structure} + \text{Height of Hanging Sign} = \text{Combined Max of 20'}$$

CEILING HEIGHT RESTRICTIONS		
<p>ceiling height 35' 10' to ceiling 4' hanging sign 5' clearance between top of structure and bottom of sign structure height 16'</p>	<p>ceiling height 35' 10' to ceiling 10' hanging sign 5' clearance between top of structure and bottom of sign structure height 10'</p>	<p>ceiling height 35' 15' to ceiling - hanging sign not permitted structure height 20'</p>
<p><b>Structure at a max height of 16'</b> <b>Sign at a max height of 4'</b></p>	<p><b>Structure at a max height of 10'</b> <b>Sign at a max height of 10'</b></p>	<p><b>Structure at a max height of 20'</b> <b>No hanging sign permitted</b></p>

### Rigging Orders

*Freeman is the exclusive provider of aerial rigging services inside the exhibit hall. Please order through [Freeman Online](#).*

Exhibitors may hire Freeman labor to construct them, have them constructed by their approved EAC staff, or construct them using staff that are full time employees of the exhibiting company.

Hanging signs should be shipped to the Freeman Advance Warehouse arriving between December 23, 2024 and January 15, 2025 utilizing the [Hanging Sign Shipping Label](#). Plan to use two labels on each piece you will be shipping and use a waterproof marker to address the label and mark your booth number

### Approval Process

If your hanging sign does not comply with the SLTS Hanging Sign & Graphics Guidelines or you would like to request approval to hang signs at a height of twenty-six to thirty feet (26'-30'), please submit for a variance approval from SLTS Show Management at [Shannon.Stahn@EmeraldX.com](mailto:Shannon.Stahn@EmeraldX.com) by November 20, 2024.

Variations may be issued at Show Management's discretion. Drawings and three-dimensional renderings of both the hanging sign and the floor supported booth structure, with dimensions, should be submitted to Show Management with the approval request and available onsite for inspection. If your hanging sign complies with the SLTS Hanging Sign & Graphics Guidelines, a variance approval submission is not required.

## Drones

No drones, remotely piloted aircraft systems (RPAS), or Unmanned Aerial Vehicles (UAVs) are permitted in any exhibit hall or any SLTS space.

## Balloons or Inflatables

Inflatables must be anchored and exhibitors must have prior written approval by Show Management. Any cost incurred for removal of lost inflatables will be the responsibility of the exhibitor.

## Lighting/Truss

No lighting, fixtures, lighting trusses, or overhead lighting are allowed outside the boundaries of the exhibit space. Exhibitors intending to use hanging light systems should submit drawings to Show Management for approval.

Lighting, including spotlights and gobos, should be directed to the inner confines of the exhibit space. Lighting should not project onto other exhibits or exhibition aisles.

Lighting which is potentially harmful, such as lasers or ultraviolet lighting, should comply with facility rules and be approved by Show Management.

Lighting that spins, rotates or pulsates and other specialized lighting effects should be in good taste and not interfere with neighboring exhibitors or otherwise detract from the general atmosphere of the exhibition.

Currently, some facilities do not allow quartz halogen lighting fixtures in exhibits due to potential fire hazards. Check with Show Management for rules specific to the event facility.

Droplights or special lighting devices must be hung at a level or positioned so as not to prove to be an irritant or distraction to neighboring exhibit booths or guests.

Use of halogen rules vary by facility and should be verified prior to booth construction. To ensure safety, halogen lamps are limited to 75-watts and must be of the sealed variety which prevents direct handling of the bulb. The use of any stem mounted halogen or other fixtures employing either a linear quartz bulb or a non-shielded halogen bulb is strictly prohibited.

## FREIGHT & DELIVERIES

### **Warehouse Address**

Exhibiting Company Name/Booth #  
Sports Licensing & Tailgate Show  
C/O Freeman  
6675 W Sunset Rd  
Las Vegas, NV 89118

Freeman will accept crated, boxed, or skidded materials at their warehouse beginning Monday, December 23, 2024, at the above address. Material arriving after Wednesday, January 15, 2025, will be received at the warehouse with an additional after deadline charge. Please note, the Warehouse is closed on December 24, December 25 and January 1 in observance of holidays.

Please note that the Freeman warehouse does not accept uncrated freight (loose, pad-wrapped material, and/or unskidded machinery), COD shipments, hazardous materials, freight requiring refrigerated or frozen storage, a single piece of freight weighing over 5,000 pounds, or a single piece of freight beyond the dimensions of 180 inches high x 93 inches wide.

Warehouse materials are accepted at the warehouse Monday through Friday between the hours of 7:00 AM and 2:30 PM

Certified weight tickets must accompany all shipments. If required, provide your carrier with this number: 888-508-5054.

You can download and print Advance Warehouse Shipping Labels for your booth [HERE](#). Plan to use two labels on each piece you will be shipping and use a waterproof marker to address the label and mark your booth number. Material handling information can be found [HERE](#).

### **Direct to Site Address**

Exhibiting Company Name/Booth #  
Sports Licensing & Tailgate Show  
Las Vegas Convention Center  
C/O Freeman  
3150 Paradise Rd  
Las Vegas, NV 89109

Freeman will receive shipments at the exhibit facility beginning Monday, January 20, 2025. Shipments arriving before this date may be refused by the facility. Any charges incurred for early freight accepted by the facility will be the responsibility of the exhibitor. You can download and print Direct Shipment Shipping Labels for your booth [HERE](#). Plan to use two labels on each piece you will be shipping and use a waterproof marker to address the label and mark your booth number. Material handling information can be found [HERE](#).

Certified weight tickets must accompany all shipments. If required, provide your carrier with this number: 888-508-5054.

Please be aware that disposal of exhibit properties is not included as part of your material handling charges. Please contact Freeman for your quoted rates and rules applicable to disposal of your exhibit properties.

Note: This show will be marshalled. Please refer to the Marshalling Yard Map & Directions below. Please note: Any materials received by Freeman are subject to Material Handling Charges and are the responsibility of the Exhibitor. This also applies to items not ordered through the Official Show Vendors. Refer to the material handling form for charges for the service.

### **Marshaling Yard**

All delivering carriers must check in at the Freeman Marshaling Yard prior to delivering to the Las Vegas Convention Center. Freeman Marshaling Yard is located at 6555 West Serene Avenue, Las Vegas, NV 89139. Please review the marshaling yard map for directions and the driver check-in requirements for inbound shipments [HERE](#).

## Move-in/out Procedures



### Self-Unloading / Hand Carry Policy

Full-time exhibitor personnel may carry materials in and out of the Las Vegas Convention Center by hand or with the use of an exhibitor-owned, non-motorized two-wheeled hand cart. This does NOT include pallet jacks or motorized equipment of any type. If needed, cart service and/or empty storage and return will be provided by Freeman at the prevailing rates.

### Privately Owned Vehicles (POV)

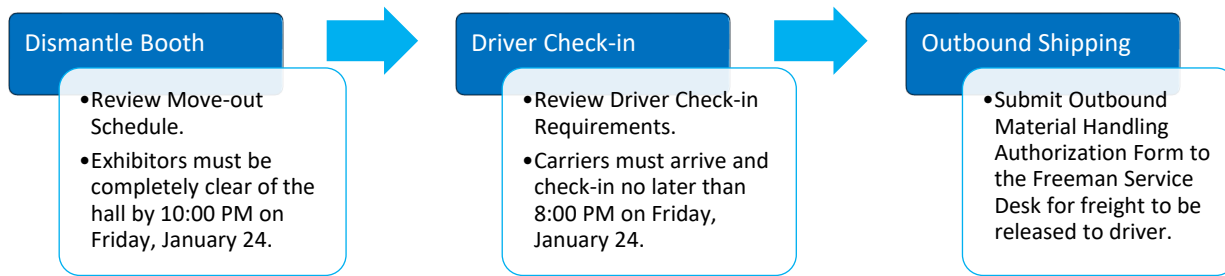
Vehicles that qualify as a POV may utilize the POV Check-In Area at the Las Vegas Convention Center. Freeman workers equipped with flat carts will assist exhibitors with unloading at the posted roundtrip rate. Two people must be with the vehicle – one to accompany the product to the booth and one to remove the vehicle from the area – and the vehicle must be completely unloaded within 30 minutes of arrival at the unloading area. Vehicles that do not qualify for this service or that require mechanical assistance to unload will be directed to the marshaling yard. Please review the information about [POV's, Cart Service, and the Self-Unloading Policy](#) prior to arrival.

*POV, or Privately Owned Vehicles, are defined as cars, pick-up trucks, vans, and other trucks primarily designed for passenger use, not for cargo or freight.*

### Outbound Shipping

Freeman Exhibitor Support will gladly prepare your outbound Material Handling Agreement and labels in advance. Complete the Outbound Shipping form and your paperwork will be available at show site. Be sure your carrier knows the company name and booth number when making arrangements for shipping your exhibit at the close of the show.

Note: All exhibitor materials must be removed from the exhibit facility by Friday, January 24, 2025, at 10:00 PM. To ensure all exhibitor materials are removed from the exhibit facility by the Exhibitor Move-Out deadline, please have all carrier's check-in by Friday, January 24, 2025 at 8:00 PM. In the event your selected carrier fails to show on final Move-Out day, Freeman reserves the right to re-route your freight onto another carrier.



## Accessible Storage

Accessible storage service is available at show site for exhibitors to easily access their product samples and literature during show days only. Please see Freeman’s Service Center for more information.

## International Freight

Freeman has been appointed as the official international freight forwarder and customs broker.

## INSTALL/DISMANTLE & LABOR REGULATIONS

### Labor/Union Laws

Nevada is a “right-to-work” state. Full time employees of the exhibiting companies may set up their own exhibits. Union Labor, however, is available to assist in the installation and dismantling of exhibit booths. Exhibit labor, freight and rigging labor, electricians and plumbers can be arranged for at established rates, using the providers’ order forms. Exhibitors may not operate or utilize any type of powered or mechanical equipment.

Union exhibit labor claims jurisdiction for the installation, dismantling, and first cleaning of prefabricated exhibits and displays when this work is done by persons other than company personnel. They may be employed by completion of labor forms enclosed in this manual.

Union Labor is not required to put your products on display, to open cartons containing your products, nor to perform testing, maintenance, or repairs on your products.

If, however, you hire any labor to assist you, it must be through the Official Contractor or a contractor which meets all of the regulations as an Exhibitor Appointed Contractor.

### Forklifts

Forklift labor is an exclusive service provided by Freeman.

### Tipping

Tipping is expressly prohibited. This includes such practices as giving money, merchandise, or other special consideration for services rendered. Any attempt to solicit a gratuity by an employee for any service should be reported immediately to Freeman.

## Safety

### Fire Marshal Requirements & Permitting

Please visit the Las Vegas Convention Center’s [Guidelines & Information](#) page for Fire Marshal requirements.

### OSHA Regulations

All exhibitors and hired third-party contractors, must comply with environmental laws and OSHA regulations.

## Cleaning

### Clean Floor Policy

Items must be removed from the show floor as follows:

All crates and skids labeled for EMPTY storage: ***no later than 6:00 PM on Tuesday, January 21, 2025***

All bulk trash labeled for disposal: ***no later than 6:00 PM on Tuesday, January 21, 2025***

All ladders and large booth construction equipment: ***no later than 6:00 PM on Tuesday, January 21, 2025***

All booths set and show ready: ***no later than 8:00 AM on Wednesday, January 22, 2025***

Following this Clean Floor Policy schedule will allow Freeman sufficient time to complete overall cleaning of the exhibit hall, as well as provide exhibitors the space to complete their booth set up by keeping aisles clear.

There will be no exceptions to this policy. Crates without empty or access storage stickers will be tagged by the area floor managers or Freeman and removed from the exhibit hall – whether full or empty. Exhibitors may request product to be returned to their booth at the exhibitor’s expense. Depending on where the crates are located, it may not be possible to access the crates prior to move-out.

### Excessive/Bulk Trash

Any bulk trash which consists of display materials, carpet, padding, crates and/or pallets will be disposed of and charged both a dumpster fee and a disposal fee during exhibitor move-in. Excessive booth materials and/or literature left in the booth at the end of published exhibitor move-out that is not labeled for an outbound shipment or donation will be considered abandoned and deemed as bulk trash. Bulk trash is defined as any waste larger than 3’ x 3’ x 3’ or 1m x 1m x 1m. The exhibitor will be charged for the removal and disposal of these items.

### Booth & Material Abandonment

Exhibiting companies are required to make cleaning and labor arrangements for both material dismantle and/or removal. It is expected and required that all the exhibiting material be removed at the end of the show. It is not appropriate for bulk material to be left in the aisles during move-in or left behind during move-out. This includes, but is not limited to: flooring, large boxes and crates, racks, exhibit displays, literature, etc. If the exhibiting company does not want any or part of their exhibit material, arrangements for cleaning labor and dumpster/disposal need to be made in advance through Freeman. Exhibitors that do not comply with this policy and leave excessive literature and/or display materials in their booth during move-in or move-out will be deemed guilty of “material abandonment” and will be charged for the removal of these items.

### Care of the Facility

It is understood that exhibitors shall neither injure, nor mar, nor in any manner deface the premises.

No bolts, screws, hooks, or nails shall be driven into or otherwise attached to the walls or floors of the exhibit areas.

No part of the display may be attached to or otherwise secured to the columns, drapery backdrop or side dividers.

Decals or other adhesive materials shall not be applied or affixed to the walls, columns, or floor of the exhibit areas.

All curtains, draperies and decorations made from textiles of combustible fibers or other flammable materials must be flame proofed in the manner approved by all applicable jurisdictions.

Exhibitor shall promptly pay for any and all damages to the facility, booth equipment or the property of others caused by the exhibitor or any of its employees, agent’s contractors or representatives.

## DONATIONS

Booth and display materials should not be left as donated materials. Exhibitors wishing to donate product may make arrangements with [Opportunity Village Charity](#) at the conclusion of the show.



## EXHIBITOR APPOINTED CONTRACTOR

If exhibitors wish to use an Exhibitor Appointed Contractor (EAC), the following rules and regulations must be adhered to by the exhibitor and the EAC. **These rules will be strictly enforced.** Completion of the required EAC/I&D form qualifies as acceptance that the EAC will abide by all rules and regulations, especially those as contained herein for EAC.

The EAC/I&D contractor must be licensed, insured, and authorized to work in the Las Vegas Convention Center. Contractors must adhere to all rules and regulations of SLTS, Freeman, the Las Vegas Convention Center, and the local unions. This includes keeping “no freight aisles” clear, clearing empty crates off the show floor, not dismantling any portion of the booth before show close, and being properly badged.

All contracted personnel must pick up the daily EAC wristband from a designated EAC Check-In area before admission to the exhibit floor. Personnel must have proof of company affiliation and a photo I.D.

The EAC shall refrain from placing an undue burden on the official service contractors by interfering, in any way, with the official contractor’s work. If the EAC, in any way, disrupts the orderly conduct of business by any of the official contractors or impairs the smooth installation and dismantling of the event, the EAC will immediately cease such disruption or be removed from the event site. Show Management will have the final decision in such instances.

The EAC will not solicit business at the event and personnel must wear the daily wristband at all times. It is the exhibitor’s responsibility to make sure that all independent contractors are properly badged before arrival.

Emerald (Show Management), Sports Licensing and Tailgate Show (SLTS) (Show Management), the Las Vegas Convention Center (Facility), and Freeman (General Service Contractor) must be named as additionally insured by all contractors working in the hall. Show Management must receive the certificate of insurance no later than 30 days before the commencement of installation and it must be submitted using the EAC/I&D form in the online SLTS Exhibitor Console. Certificates received through mail, e-mail, fax, or any other means will not be accepted. Show Management will give authorization to the EAC to provide installation and dismantling services to the exhibiting firm upon receipt of:

- Certificate of insurance for workers’ compensation and employers’ liability, comprehensive general liability, and automobile liability insurance.
- The workers’ compensation and employers’ liability insurance must provide a minimum limit of (recommended \$500,000 USD) and meet the requirements established by the state in which the event is being held.
- Comprehensive general liability coverage must provide at least (recommended \$1 million USD per occurrence /\$2 million USD general aggregate) in coverage and shall name Show Management, the sponsoring associations, the event owners, the official contractor, and the facility as additional insured.
- Automobile liability should include all owned, non-owned, and hired vehicles with limits of (recommended \$500,000 USD) bodily injury and (recommended \$500,000 USD) property damage liability.

In performing work for their clients, the EAC shall cooperate fully with the official contractors and shall comply with existing labor regulations or contracts as determined by the commitments made and obligations assumed by Show Management in any contracts with the official contractors. Failure to comply with these regulations will result in refusal or loss of authorization to perform services and immediate removal from the event site.

Services ordered on behalf of exhibitors by EAC’s or other third parties must be so authorized in writing by the exhibitor. Payment for all services will be the responsibility of the exhibitor.



Exhibitors using an installation and dismantling contractor (I&D), and/or an exhibitor appointed contractor (EAC) to set-up or teardown their exhibit, must complete the EAC/I&D form in their [Exhibitor Hub](#) by November 20, 2024.

Complete this form **only** if you are using the services of an outside contractor to install or dismantle any part of your display. The form but be filled out completely and submitted with the EAC’s certificate of insurance.

## UTILITIES

### ELECTRICAL

Freeman is the exclusive electrical provider for SLTS 2025. Important electrical information can be found [HERE](#). To place an order, please visit the FreemanOnline electrical page [HERE](#).

### INTERNET SERVICES

COX is the exclusive provider of telephone services, as well as both hard wired and wireless high-speed Internet to exhibitors at the Las Vegas Convention Center. Services can be ordered through this [FORM](#).

## ONSITE BOOTH GUIDELINES

### DISPLAY

#### **Animals**

Permission for any domesticated animal (cats, dogs, etc.) to appear must be approved by Show Management then by the facility. Non-domesticated animals will be considered on an individual basis.

#### **Booth Appearance**

All open or unfinished sides of the exhibit which may appear unsightly must be covered or Show Management will have them covered at the exhibitor's expense.

Any portion of the exhibit bordering another exhibitor's space must have the backside of the exhibit finished and not incorporate any identification signs, lettering, or graphics that would detract from the adjoining exhibit.

Exhibitors that do not properly cover the floor of their entire exhibit area will be required to have carpet supplied by the General Service Contractor at the exhibitor's expense.

#### **Display of Product**

Aisles must not be obstructed at any time. No portion of an exhibitor's display, product, or demonstration may extend into any aisle, including the audience. Space within the booth must be designated for any group of attendees viewing or participating in a presentation or demonstration within the booth.

Fog, smoke, and steam machines are not permitted.

Exhibitors are prohibited from possessing, displaying, or depicting any products or components in their booth which could be interpreted as being a promotion of another company.

No exhibit will be permitted which interferes with the use of other exhibits or impedes access to the aisles.

Items located in the exhibit space must be in good taste or will be removed at the discretion of Show Management.

#### **Vehicles on Display**

Please review the requirements for display vehicles in the [Las Vegas Convention Center Building Manual](#). Please submit any Vehicle Requests to [Shannon.Stahn@EmeraldX.com](mailto:Shannon.Stahn@EmeraldX.com).

### DEMONSTRATIONS

#### **Exhibitor Conduct /Good Neighbor Policy**

Activities may not disturb neighboring booths. Exhibitors are required to keep all booth activities within the confines of their exhibit space and not interfere with aisle traffic flow or access to neighboring exhibits.

Exhibitors are required to conduct themselves and operate their exhibit so as not to annoy, endanger or interfere with the rights of others at the show. Unsportsmanlike, unethical, illegal or disruptive conduct, such as tampering with another party's exhibit or engaging in corporate espionage is strictly prohibited.

Exhibitor's personnel and their representatives may not enter the exhibit space or loiter in the area of another exhibitor without permission from that exhibitor, and at no time may anyone enter an exhibit space that is not staffed.

### **Food & Beverage Sampling**

All food and beverage samples brought into the Las Vegas Convention Center must have written approval from Sodexo Live! Catering prior to the event. For more information, please see the Catering order forms [HERE](#).

### **Noise / Music**

In general, exhibitors with booths that are 400 sq. ft. and larger may use sound equipment in their booths so long as the noise level does not, in the exclusive judgment of Show Management, disrupt the activities of neighboring exhibitors. Speakers and other sound devices should be positioned so as to direct sound into the booth rather than into the aisle.

Sound created by amplified devices should not exceed 80 decibels when measured from the aisle immediately in front of a booth.

Exhibitors should be aware that music played in their booths, whether live or recorded, may be subject to laws governing the use of copyrighted compositions. ASCAP, BMI, and SESAC are three authorized licensing organizations that collect copyright fees on behalf of composers and publishers of music. Show Management does not have a license with any licensing agencies; therefore, exhibitor is responsible for obtaining licensing directly. Adherence to these federally mandated copyright licensing laws is of critical importance.

Booths under 400 sq. ft. in size are not allowed to utilize any type of sound system or any device that amplifies sound.

### **Raffles, Drawings, and Contests**

Raffles, drawings and contests, if permitted by law, are allowed in an exhibitor's booth but will be regulated by Show Management. Show Management reserves the right to limit the promotional activity anywhere on the exhibition floor as they see fit to ensure a professional and safe atmosphere. These activities include and are not limited to, handouts, contests, lotteries, promotional activities, entertainment, raffles and drawings.

## **ADDITIONAL**

### **Americans with Disabilities Act (ADA)**

All exhibiting companies are required to comply with the Americans with Disabilities Act (ADA) and are encouraged to be sensitive, and as reasonably accommodating as possible, to attendees with disabilities. Click [here](#) for more information on the Americans with Disabilities Act (ADA).

### **Distribution of Promotional Items**

Circulars, catalogs, magazines, folders, promotional, educational or other giveaway matter may be distributed only inside the exhibitor's display. Distribution from booth to booth or canvassing on any part of the facility property is forbidden. Exhibitors must confine their exhibit activities to the space for which they have contracted.

No exhibitor may distribute or leave behind merchandise, signs, or printed materials in the registration areas, meeting rooms, or public areas of the event site, including hotels, shuttle buses, parking garages, etc., without prior written approval of Show Management.

## Photography

Photography and video recording are NOT permitted in the exhibit hall except by the Official Show Photographer or an *approved* Exhibitor Appointed Photographer.

Exhibitors and/or *approved* Exhibitor Appointed Contractors may photograph or record their own exhibits during show days ONLY.

Photography or video recording of any area outside an exhibitor's booth (including but not limited to Registration Areas, Keynote Sessions, Conference Sessions and Meeting Rooms) is prohibited.

Photo shoots scheduled outside of published show hours must include a security escort ordered from the official security provider.

Members of the press must first receive permission from the exhibitor to photograph the exhibitor's booth.



Submit a Photography Approval email request [HERE](#) if planning to use a third-party photographer.

## Selling at Booth

Selling merchandise from your booth during the show is strictly prohibited.

Any display items sold during the show cannot be removed from the show floor until after closing on the final show day. Exhibitors who choose to sell their display items must work jointly with the purchasing party to arrange for removal of the items from the show floor, while following all move-out and labor regulations. Exhibitors must also escort the purchaser to the exhibit hall exit and confirm with security that the purchaser is authorized to remove the items from the exhibit hall.

## Sharing of Exhibit Space

An exhibitor may not bridge an aisle, whether by a physical structure, carpeting, banners, etc., in order to connect their exhibit space with one across the aisle without permission from Show Management.

## Strolling Entertainment & Suitcasing

Strolling entertainment or moving advertisements (robots, persons carrying or wearing signs, scooters, etc.) outside an exhibitor's space are not permitted. Repeat violations will result in the confiscation of materials/promotion items involved in the violations and loss of priority points.

Suitcasing is defined as any activity designed to solicit or sell products or services to delegates attending a meeting, conference, or event without the proper authorization by Show Management or in ways that violate the rules of the event. Any attendee who is observed to be soliciting business in the aisles or other public spaces, in another company's booth, or in violation of any portion of this policy, is subject to removal without refund and additional penalties.

The selling or solicitation of product or services may only be conducted by companies in good standing, within their exhibit space, confirmed meeting or conference space or within the event as authorized by Show Management. Companies conducting business outside the confines of the exhibit hall, booth location or in unauthorized properties within Nevada of the exhibit facility without the permission of Show Management are in violation of this clause.

## SECURITY INFORMATION

SLTS Show Management makes every effort to protect exhibitors' merchandise and displays. Show Management will provide perimeter guard service on a 24-hour basis to include move-in, show days, and move-out. While Show Management will implement security measures to safeguard your property, neither Show Management, the Las Vegas Convention Center, agents nor employees assumes any responsibility for such property, loss, or theft.

Exhibitors are solely responsible for the care, custody, and control of their own exhibit space and material. Exhibitors should carry insurance for covering loss or damage to their exhibit material.

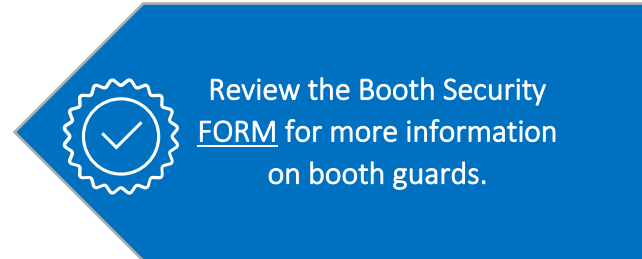
Small electronic equipment such as video players, monitors, cameras, etc., should never be left unattended. In cases where valuable equipment may not be removed to storage daily, the services of a private booth guard are available.

When shipping your equipment, do not list contents on the outside of crates or cartons. Do not ship computers, monitors, tablets, or other electronic equipment in the manufacturer's cartons. Place these cartons inside larger crates or have special packaging made, which does not indicate contents.

At the close of the show, when your materials have been packed and bills of lading have been prepared, turn in your completed bills of lading at the general service contractor's service desk. Do not leave bills of lading in your booth or attached to your crates.

### ***Tips To Help Protect Your Product***

- Monitor your booth when your product is being delivered.
- Hire a security guard to watch your booth overnight.
- Perform an inventory after your product has been delivered and note any damages or missing items.
- Do not list the contents on the outside of your shipping crates/boxes. Use a code to indicate contents.
- After show hours cover your displays with a tarp or other solid material to discourage potential theft.
- Do not leave valuable exhibit materials or proprietary information under tables or behind displays when the show is closed, or your booth is unattended.
- Always staff your booth during show hours (required).
- Staff your booth until your product and/or the floor is cleared during move-out. Once the show has closed, pack as quickly as possible and do not leave your display unattended.



## REGISTRATION

### STAFF BADGES

Booth personnel may be registered online by logging into the [SLTS Exhibitor Hub](#).

Badges will not be mailed. Staff registered will need to pick up their badges onsite at registration upon arriving at the Las Vegas Convention Center. Exhibitors will not be allowed to pick up badges for anyone else and everyone must present photo I.D. when picking up their badge.

All exhibitor personnel must have and visibly wear their Exhibitor badge while in the exhibit hall during move-in, move-out and official show hours.

Each exhibiting firm receives six (6) booth staff badges per 100 square foot space occupied. Additional exhibitor registrations are available for a fee. Buyers, customers, and exhibitor appointed contractor personnel should **not** be registered as exhibitors.

Badges are the property of Show Management and are non-transferable. The lending/sharing of badges is prohibited and will result in confiscation.

Exhibitor badges do NOT automatically receive access to conference sessions. If exhibiting staff desire to attend conference sessions, this can be added to their registration for a fee at Exhibitor Registration.

### ADMISSION POLICY

#### Children

Children under the age of 16 must be accompanied and supervised by an adult while on the exhibit floor.

Registration for children is complimentary and must be done onsite. All children except infants in backpacks or slings must be registered and badged to be admitted to the exhibit areas.

Strollers for children are permitted in the exhibit areas during published show hours. Attendees assume all risks associated with the use of strollers on the show floor, including but not limited to personal injury or property damage.

#### Early Appointments

Exhibitors with proper badges and/or the appropriate daily wristband are permitted access to the exhibit hall on exhibitor move-in days, 2 hours before opening on show days, and exhibitor move-out days.

Attendees, speakers, press, and any other registration type other than Exhibitor will not be allowed access to the show floor at any time during move-in and move-out or prior to 9:00 AM on show days.

#### Exhibitor Appointed Contractors (EAC)

All contracted personnel must pick up wristbands daily at the EAC Check-In areas before admission to the exhibit floor. Each individual person must sign-in and present photo I.D. each day to be issued a wristband. Wristbands cannot be picked up for others.

#### Guests

All guests must have and visibly wear their Guest badge while in the exhibit hall, sessions, or any function held by SLTS during move-in, move-out or show hours.

## GETTING THERE

### HOTELS

EventSphere is the official hotel agency for SLTS and the best way to book hotel reservations. Hotel arrangements can be made online beginning in October through the [SLTS Eventsphere Booking Link](#).

With EventSphere you will receive descriptions, photos, and maps to help you choose the perfect hotel. An acknowledgment of your hotel reservation will be sent to you immediately via email upon completion of the online process or within 24 hours for reservations received via phone, fax, or mail.

Reservations are accepted on a first-come, first-served basis and require a first night's room and tax deposit guaranteed by check or credit card. All deposits are due when the initial reservation is made. All new reservations, changes, substitutions, and cancellations must be made through EventSphere. Please refer to your hotel confirmation for individual cancellation policies.

### PARKING

Parking Information can be found on the [Las Vegas Convention Center's facility overview](#).

### RIDESHARE / TAXI

Taxis, Uber, and Lyft are available for anyone choosing to use their services. Drop-off and pick-up will be in designated areas at the Las Vegas Convention Center.

### CITY RESOURCES

While in Las Vegas, experience a world of thrilling attractions, superb restaurants, championship golf courses, world-class spas, and more. Take advantage of [Visit Las Vegas](#) to plan your trip!

### BUSINESS CENTER

[FedEx Office](#) is the exclusive business center for all convention participants, offering full-service printing materials, advertising opportunities, mobility services, Internet access and faxing.

## MARKETING and SPONSORSHIP OPPORTUNITIES

Log in to the [SLTS Exhibitor Hub](#) to enter your company profile and product categories by November 20, 2024.

Find opportunities to maximize your exposure and brand presence to the entire SLTS audience by visiting the SLTS [Sponsorship](#) page.

And for free marketing opportunities, please click [HERE](#).